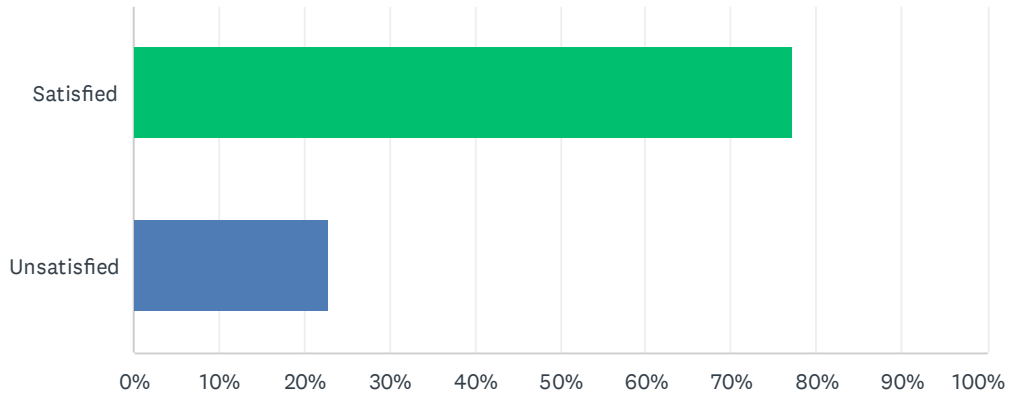


Q1 As a whole I am satisfied with the Wilson Police Department

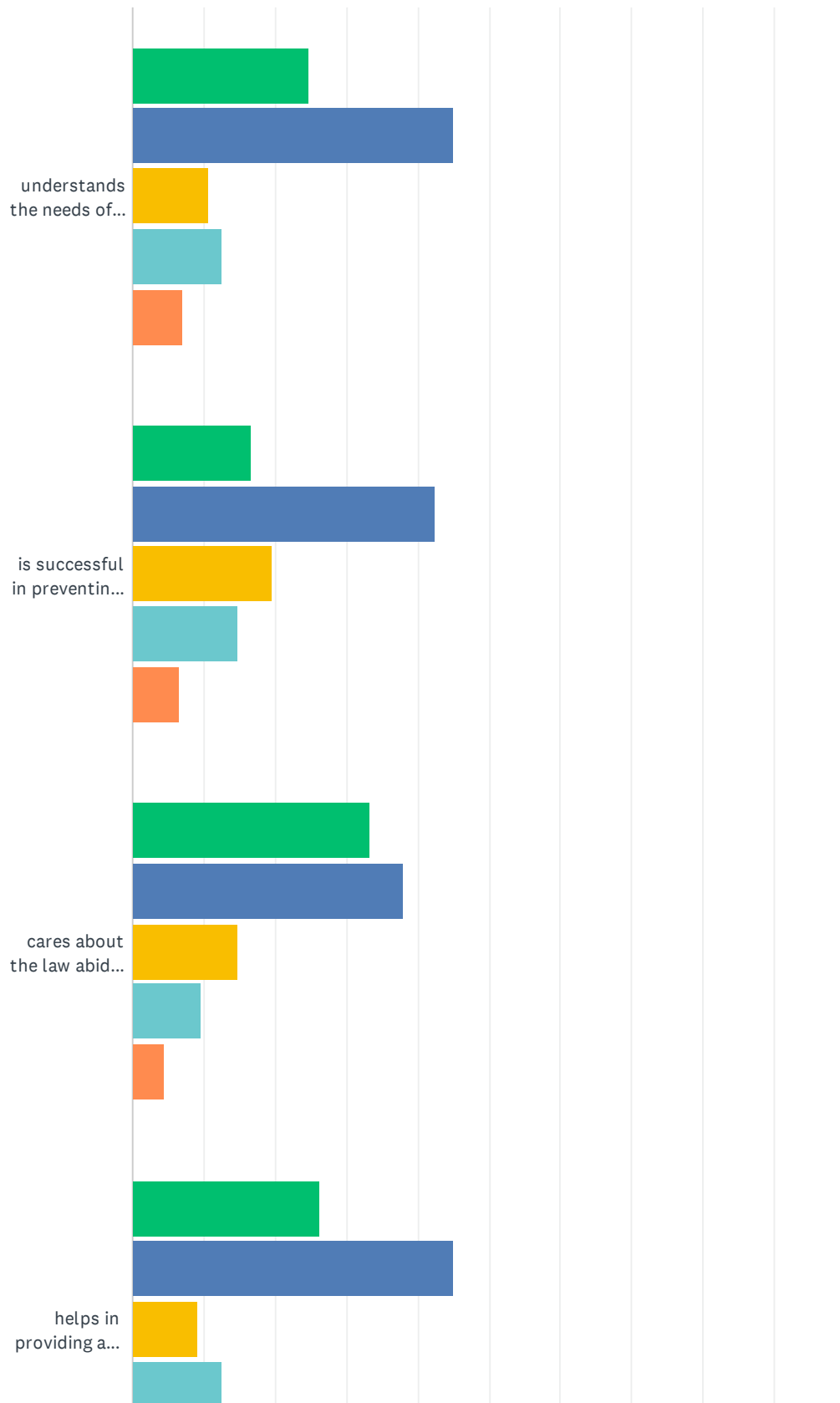
Answered: 198 Skipped: 0



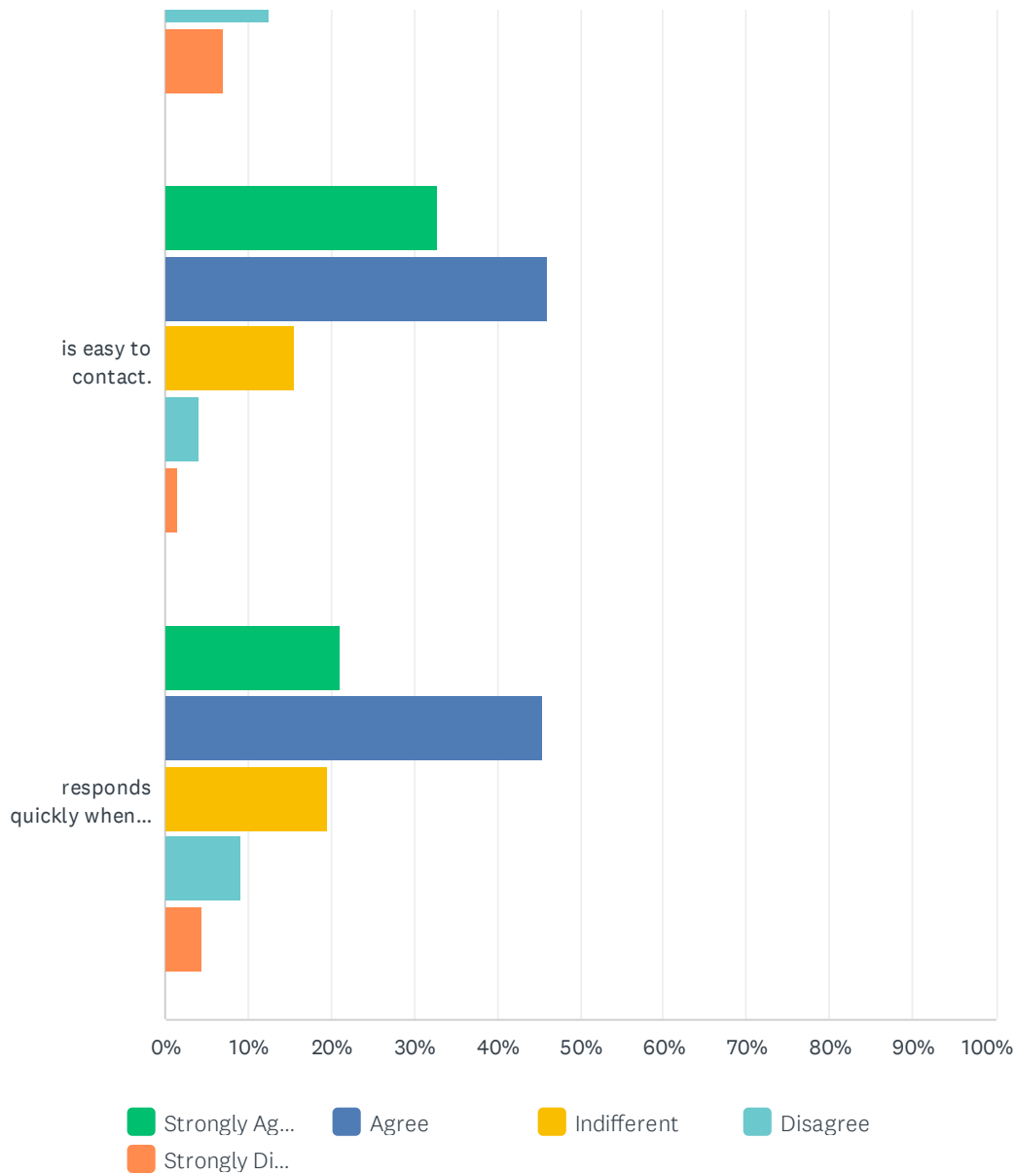
ANSWER CHOICES	RESPONSES	
Satisfied	77.27%	153
Unsatisfied	22.73%	45
TOTAL		198

Q2 I feel that the Police Department...

Answered: 198 Skipped: 0



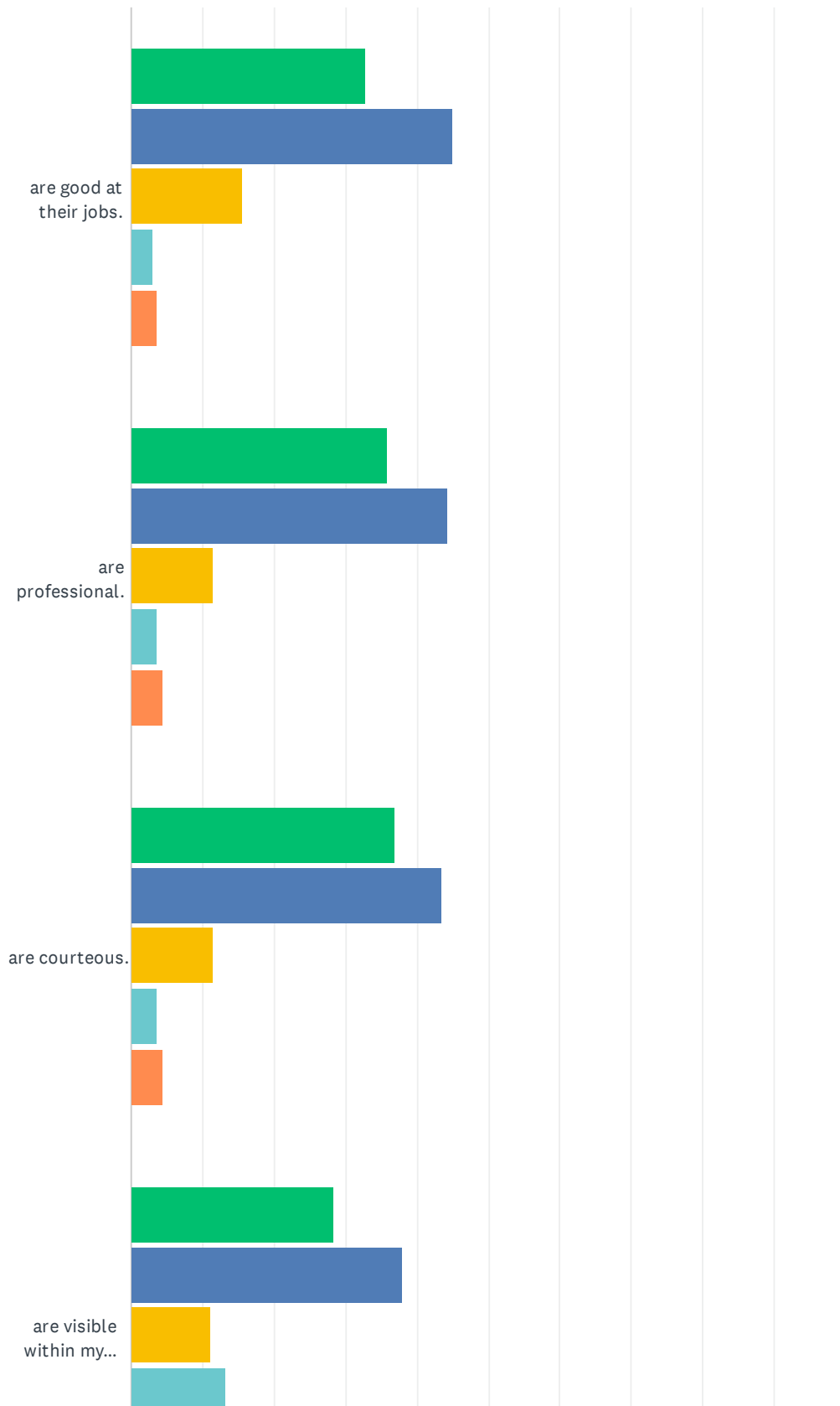
Wilson Police Department-Citizen Survey 2022



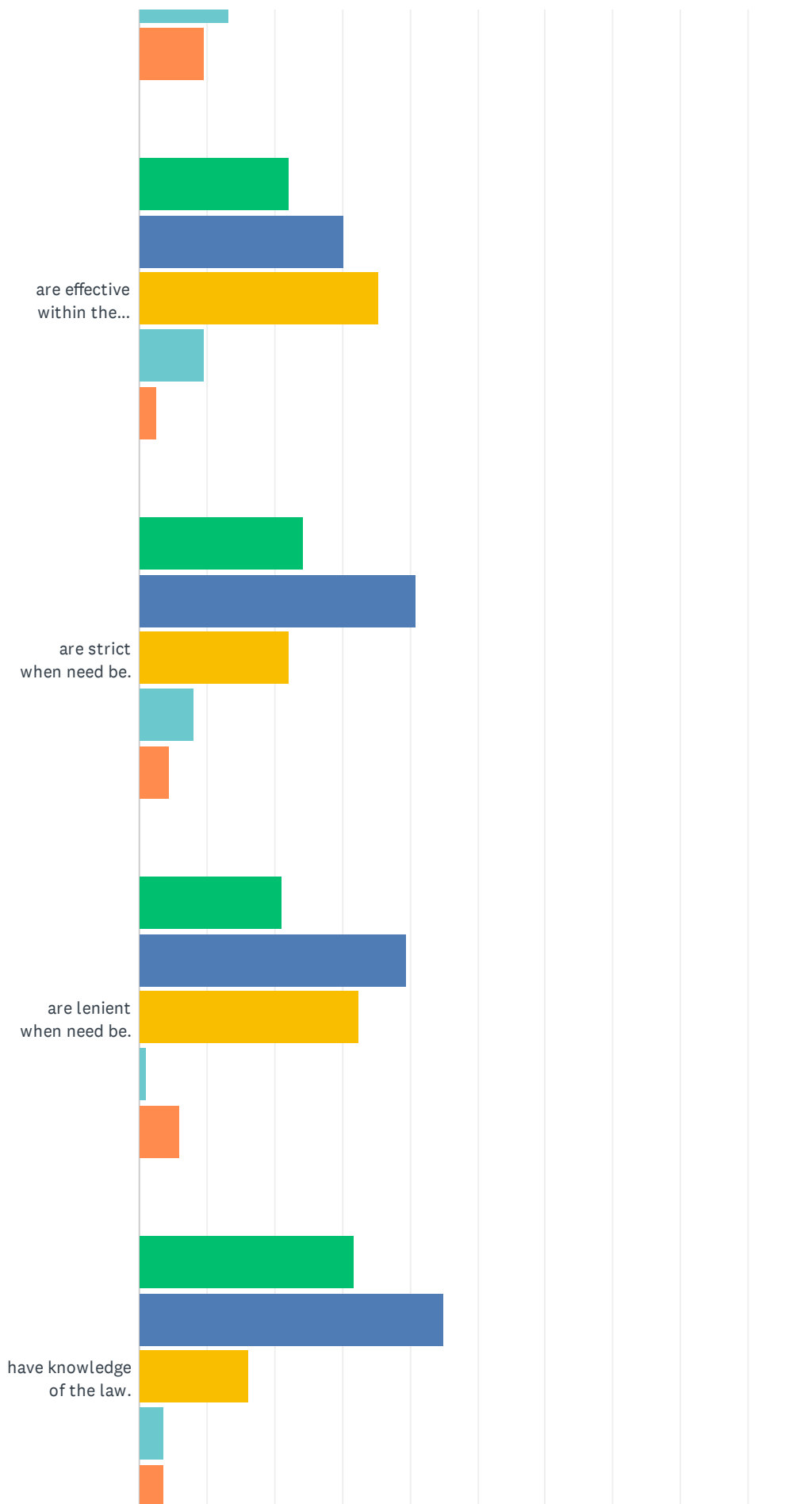
	STRONGLY AGREE	AGREE	INDIFFERENT	DISAGREE	STRONGLY DISAGREE	TOTAL	WEIGHTED AVERAGE
understands the needs of the citizens.	24.75% 49	44.95% 89	10.61% 21	12.63% 25	7.07% 14	198	0.00
is successful in preventing crime.	16.67% 33	42.42% 84	19.70% 39	14.65% 29	6.57% 13	198	0.00
cares about the law abiding residents of Wilson.	33.33% 66	37.88% 75	14.65% 29	9.60% 19	4.55% 9	198	0.00
helps in providing a safe living environment.	26.26% 52	44.95% 89	9.09% 18	12.63% 25	7.07% 14	198	0.00
is easy to contact.	32.83% 65	45.96% 91	15.66% 31	4.04% 8	1.52% 3	198	0.00
responds quickly when needed.	21.21% 42	45.45% 90	19.70% 39	9.09% 18	4.55% 9	198	0.00

Q3 I believe that the officers themselves...

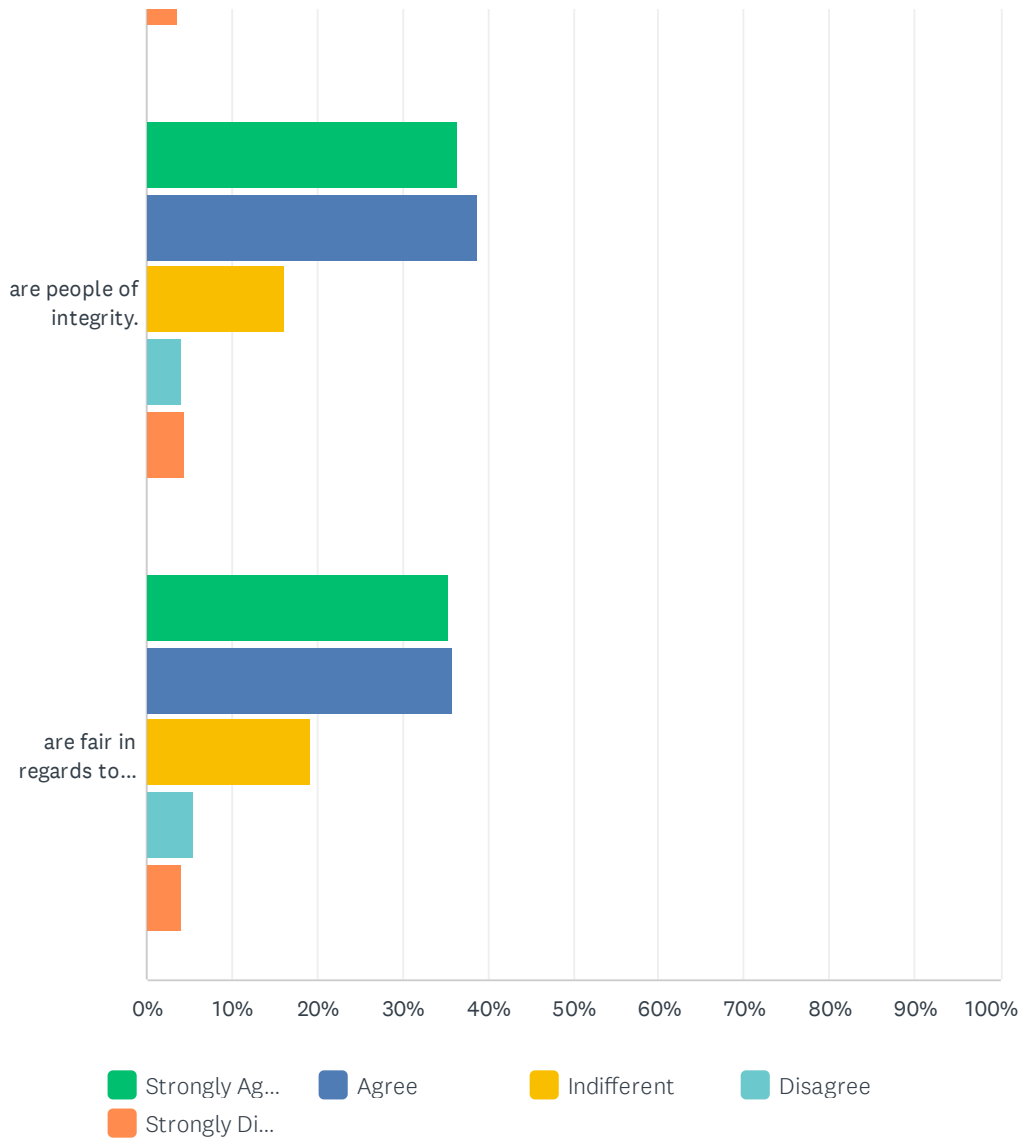
Answered: 198 Skipped: 0



Wilson Police Department-Citizen Survey 2022



Wilson Police Department-Citizen Survey 2022

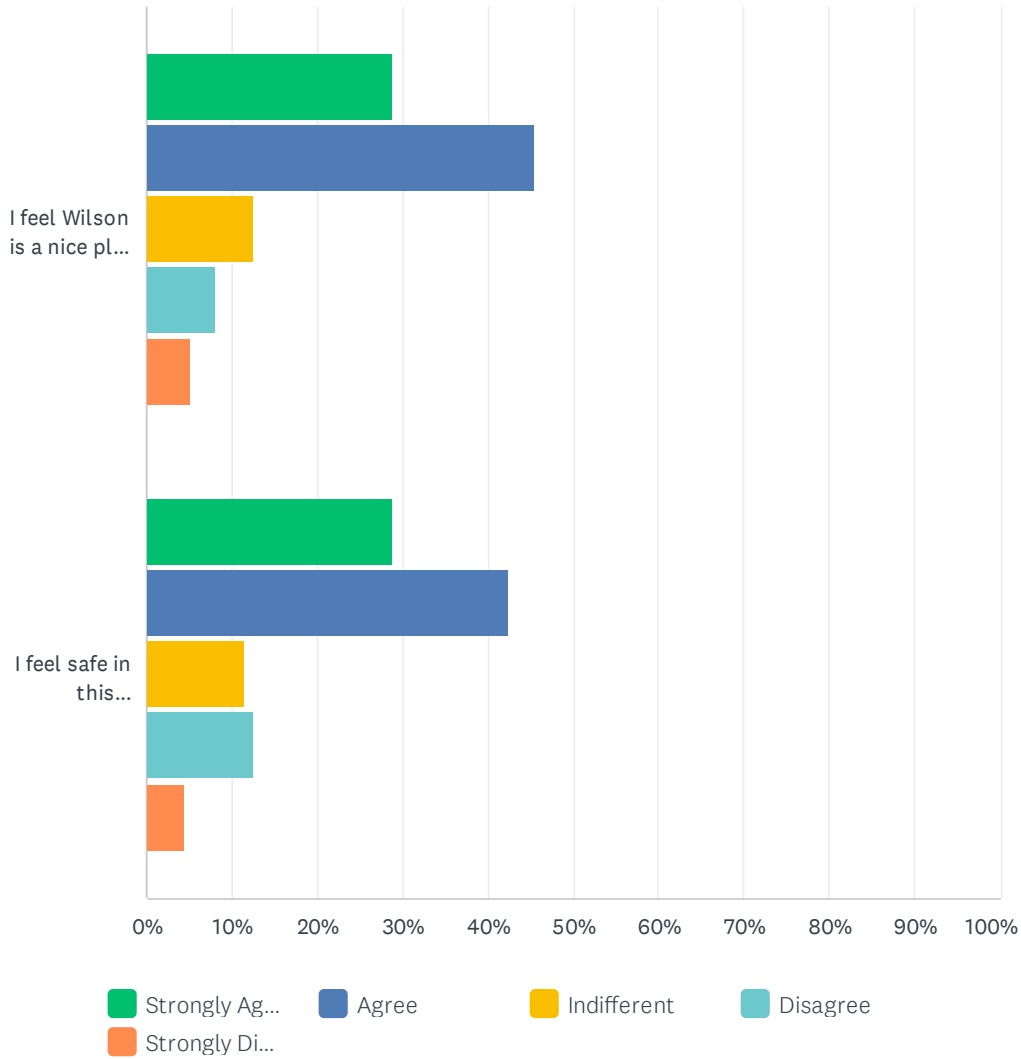


Wilson Police Department-Citizen Survey 2022

	STRONGLY AGREE	AGREE	INDIFFERENT	DISAGREE	STRONGLY DISAGREE	TOTAL	WEIGHTED AVERAGE
are good at their jobs.	32.83% 65	44.95% 89	15.66% 31	3.03% 6	3.54% 7	198	0.00
are professional.	35.86% 71	44.44% 88	11.62% 23	3.54% 7	4.55% 9	198	0.00
are courteous.	36.87% 73	43.43% 86	11.62% 23	3.54% 7	4.55% 9	198	0.00
are visible within my community.	28.28% 56	37.88% 75	11.11% 22	13.13% 26	9.60% 19	198	0.00
are effective within the school system.	22.22% 44	30.30% 60	35.35% 70	9.60% 19	2.53% 5	198	0.00
are strict when need be.	24.24% 48	40.91% 81	22.22% 44	8.08% 16	4.55% 9	198	0.00
are lenient when need be.	21.21% 42	39.39% 78	32.32% 64	1.01% 2	6.06% 12	198	0.00
have knowledge of the law.	31.82% 63	44.95% 89	16.16% 32	3.54% 7	3.54% 7	198	0.00
are people of integrity.	36.36% 72	38.89% 77	16.16% 32	4.04% 8	4.55% 9	198	0.00
are fair in regards to race.	35.35% 70	35.86% 71	19.19% 38	5.56% 11	4.04% 8	198	0.00

Q4 In general...

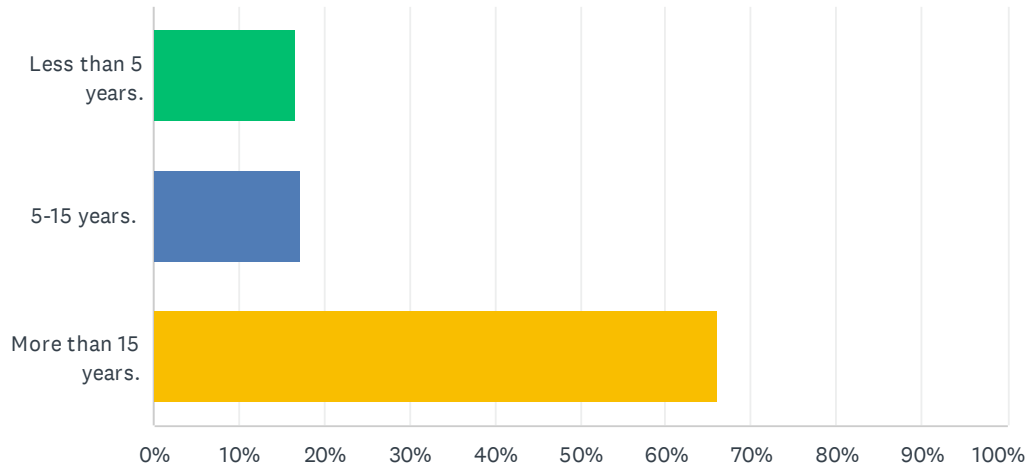
Answered: 198 Skipped: 0



	STRONGLY AGREE	AGREE	INDIFFERENT	DISAGREE	STRONGLY DISAGREE	TOTAL	WEIGHTED AVERAGE
I feel Wilson is a nice place to live.	28.79% 57	45.45% 90	12.63% 25	8.08% 16	5.05% 10	198	0.00
I feel safe in this neighborhood/part of town	28.79% 57	42.42% 84	11.62% 23	12.63% 25	4.55% 9	198	0.00

Q5 How long have you lived in Wilson?

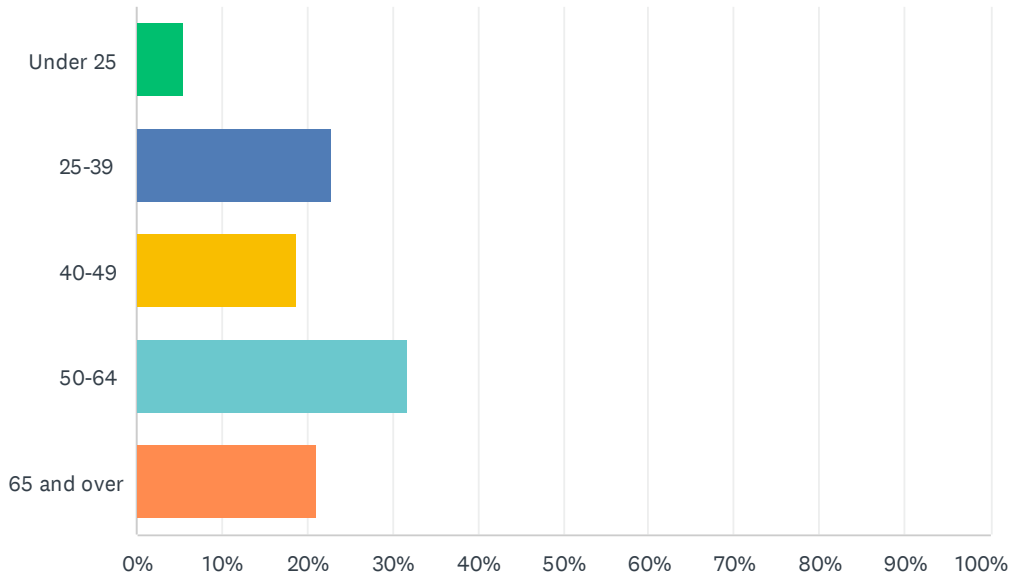
Answered: 198 Skipped: 0



ANSWER CHOICES	RESPONSES	
Less than 5 years.	16.67%	33
5-15 years.	17.17%	34
More than 15 years.	66.16%	131
TOTAL		198

Q6 What is your age range?

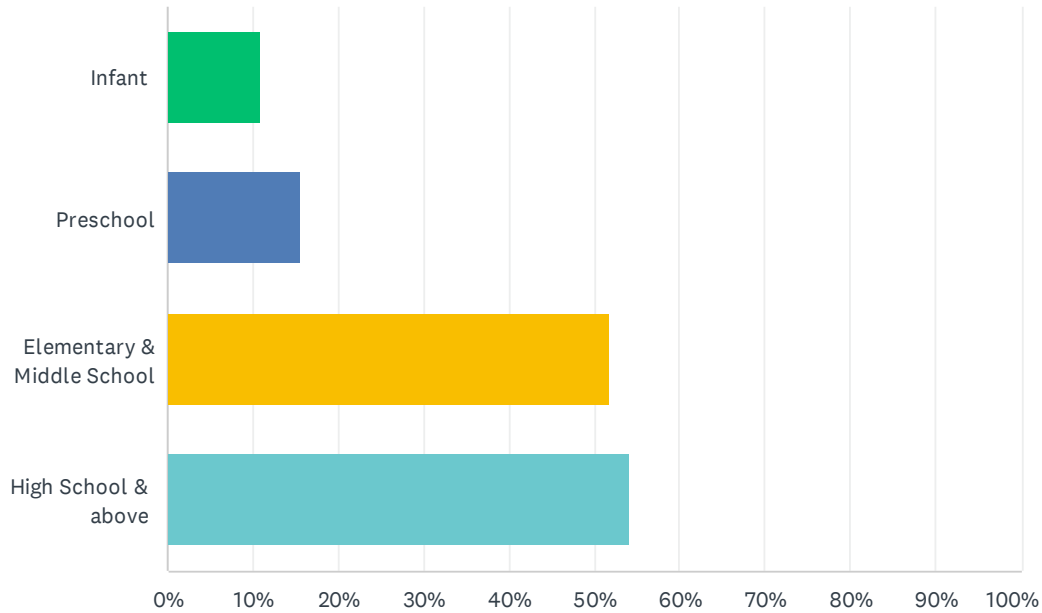
Answered: 198 Skipped: 0



ANSWER CHOICES	RESPONSES	
Under 25	5.56%	11
25-39	22.73%	45
40-49	18.69%	37
50-64	31.82%	63
65 and over	21.21%	42
TOTAL		198

Q7 What age children, if any, do you have living in your home? (Check all that apply)

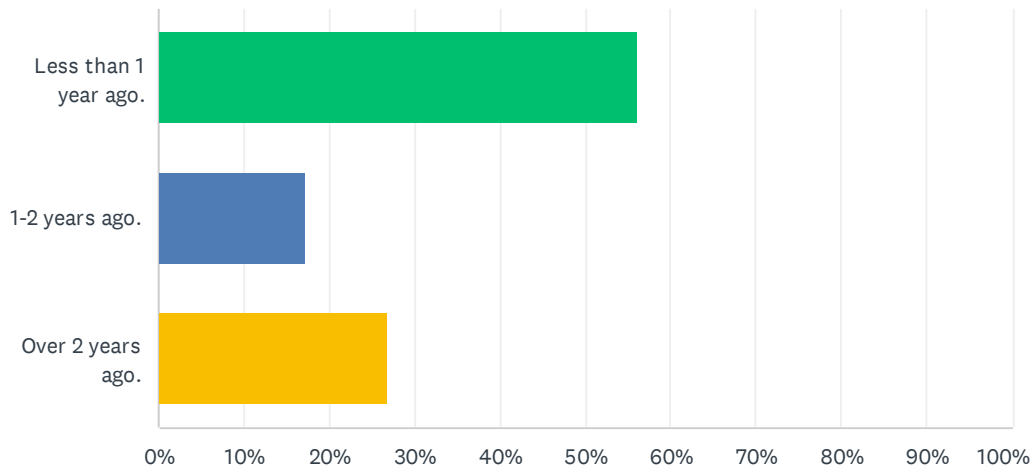
Answered: 83 Skipped: 115



ANSWER CHOICES	RESPONSES	
Infant	10.84%	9
Preschool	15.66%	13
Elementary & Middle School	51.81%	43
High School & above	54.22%	45
Total Respondents: 83		

Q8 When was your last contact with the Police Department?

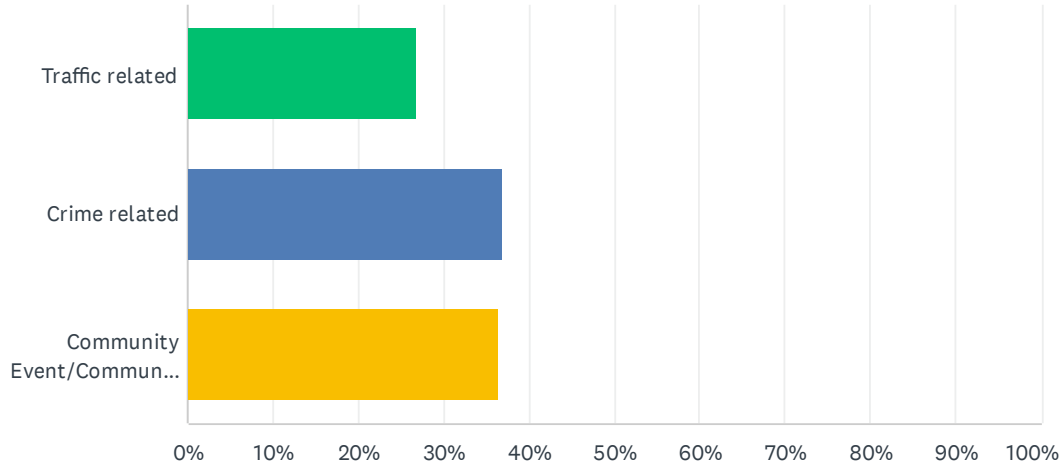
Answered: 198 Skipped: 0



ANSWER CHOICES	RESPONSES	
Less than 1 year ago.	56.06%	111
1-2 years ago.	17.17%	34
Over 2 years ago.	26.77%	53
TOTAL		198

Q9 Which best describes your last contact with the Wilson Police Department?

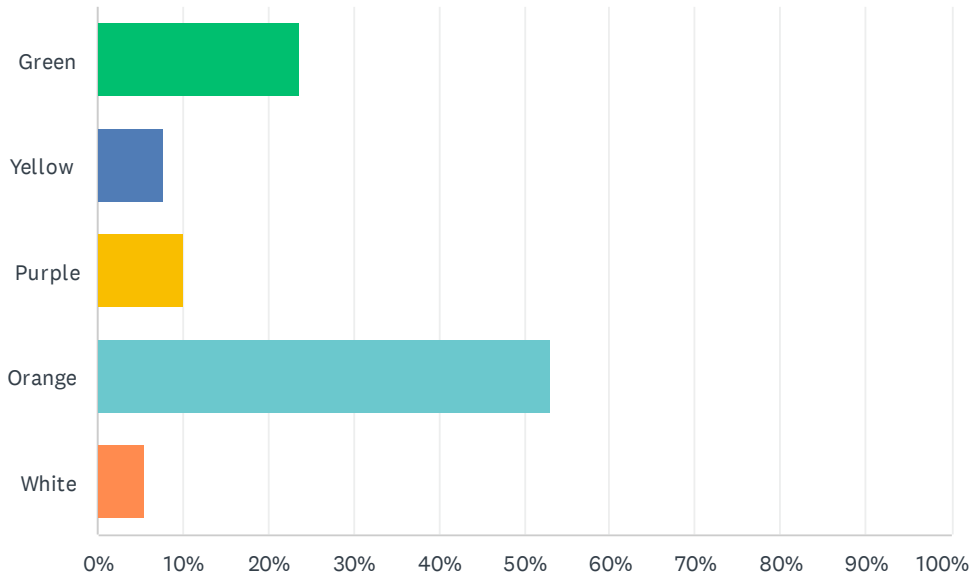
Answered: 198 Skipped: 0



ANSWER CHOICES	RESPONSES	
Traffic related	26.77%	53
Crime related	36.87%	73
Community Event/Community Meeting	36.36%	72
TOTAL		198

Q10 According to the map above, please select the area in which you live.

Answered: 198 Skipped: 0



ANSWER CHOICES	RESPONSES	
Green	23.74%	47
Yellow	7.58%	15
Purple	10.10%	20
Orange	53.03%	105
White	5.56%	11
TOTAL		198