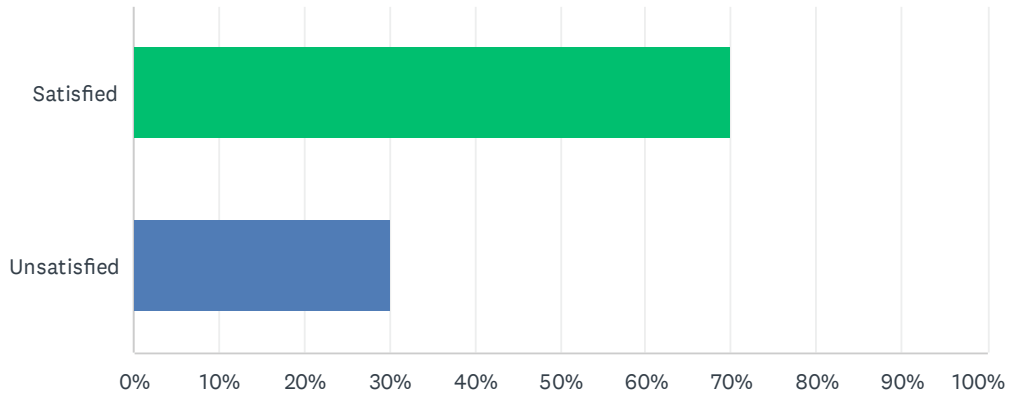


# Q1 As a whole I am satisfied with the Wilson Police Department

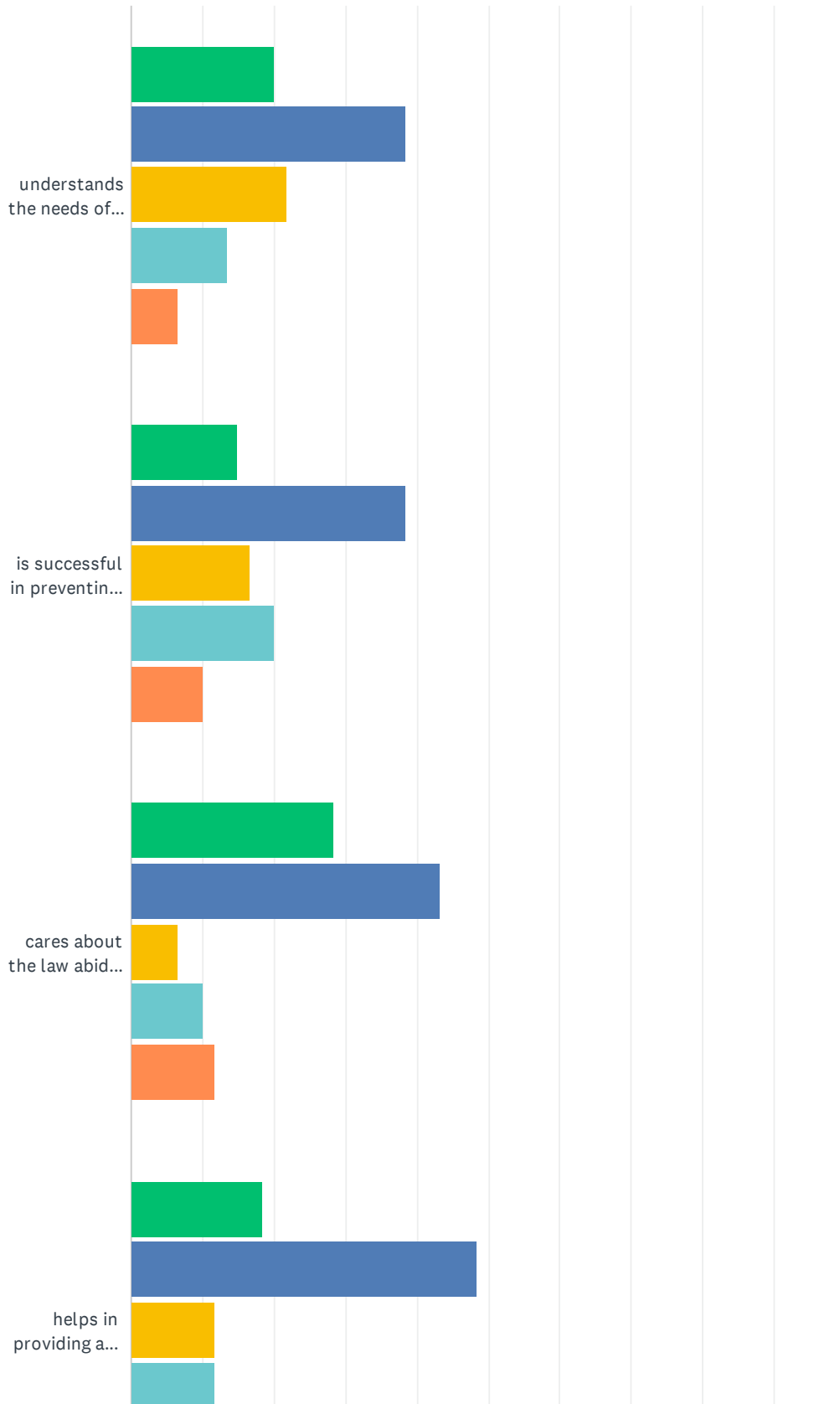
Answered: 60 Skipped: 0



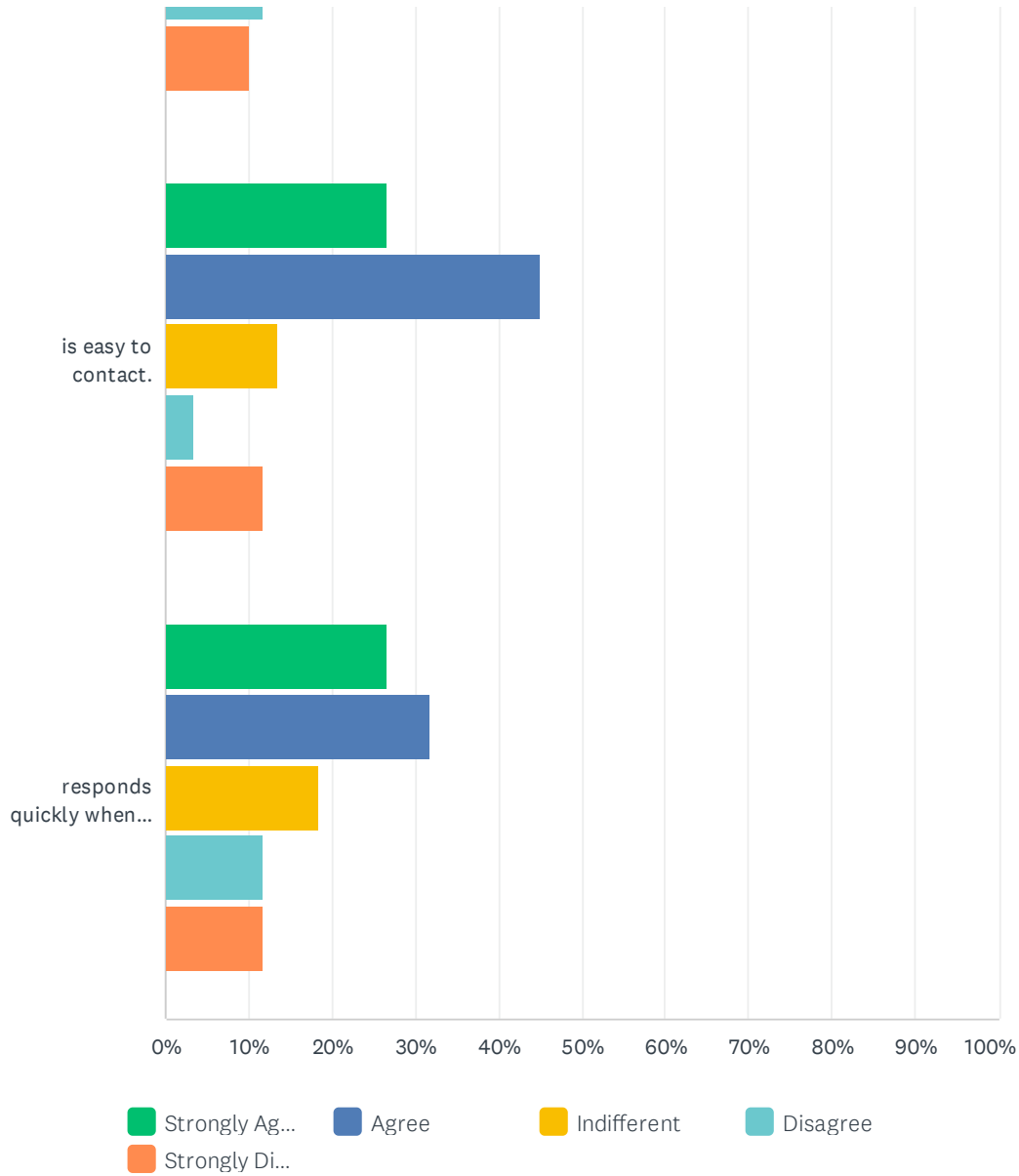
| ANSWER CHOICES | RESPONSES |    |
|----------------|-----------|----|
| Satisfied      | 70.00%    | 42 |
| Unsatisfied    | 30.00%    | 18 |
| TOTAL          |           | 60 |

## Q2 I feel that the Police Department...

Answered: 60 Skipped: 0



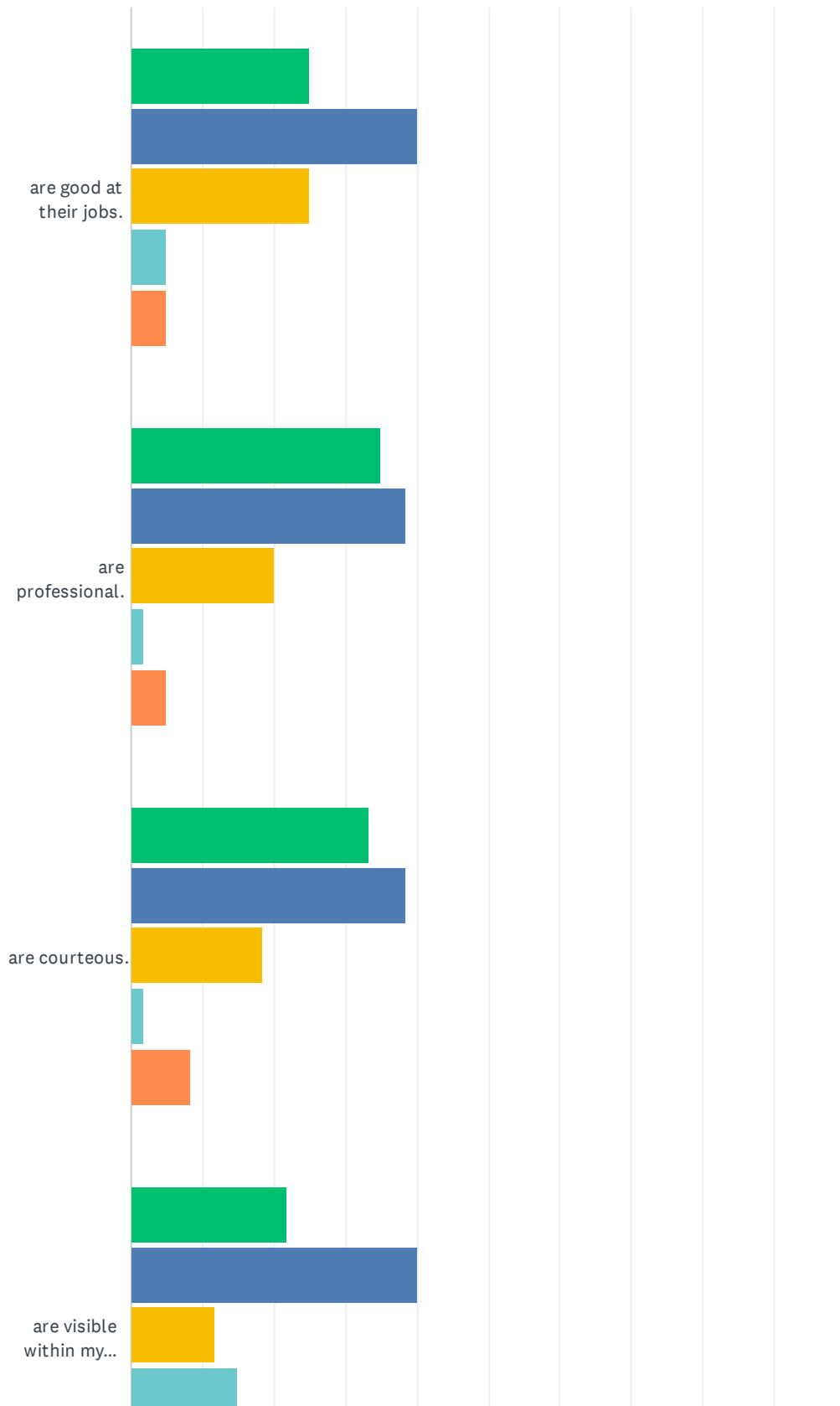
## Wilson Police Department-Citizen Survey 2023



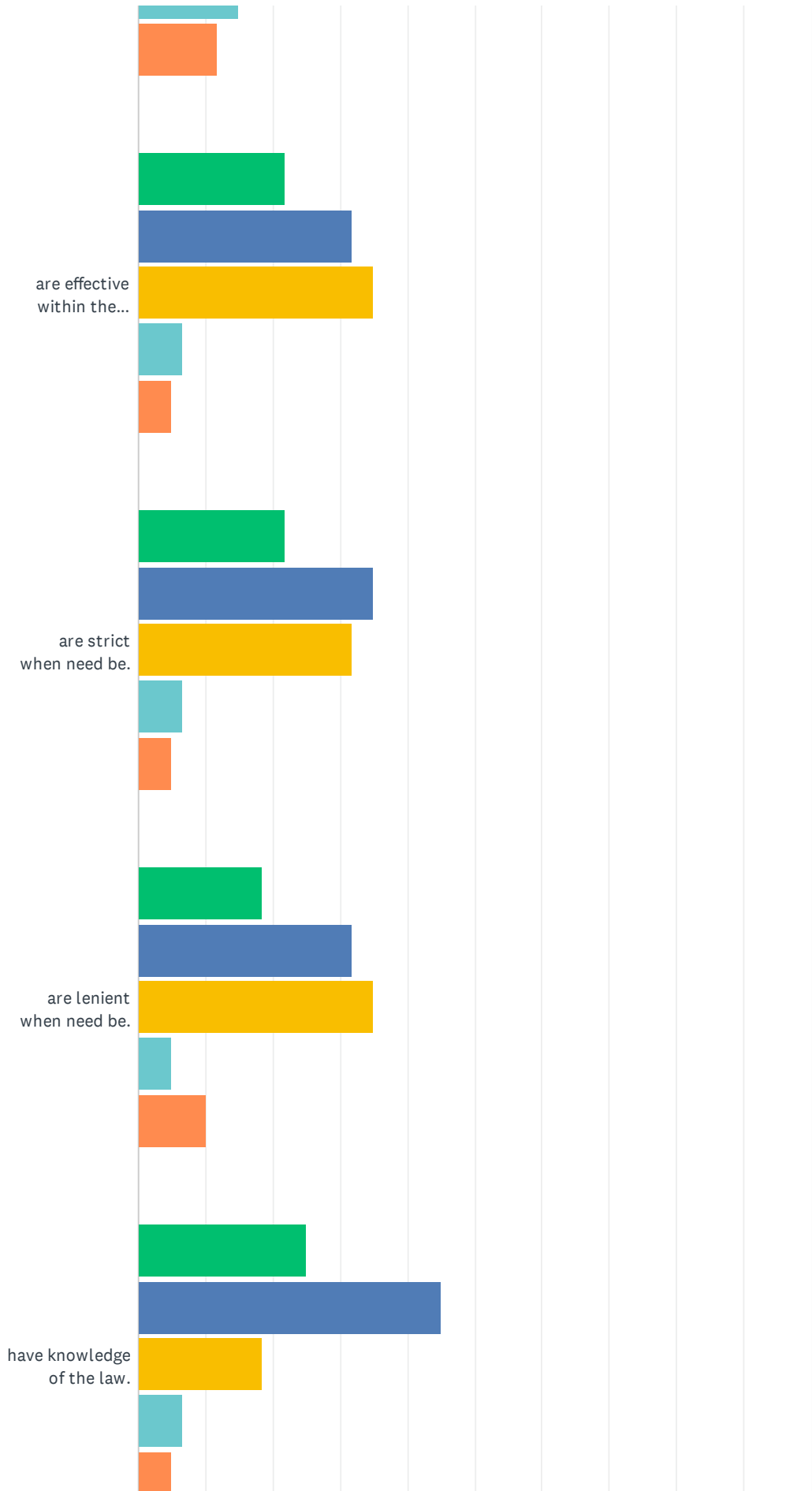
|  | STRONGLY AGREE | AGREE        | INDIFFERENT  | DISAGREE     | STRONGLY DISAGREE | TOTAL | WEIGHTED AVERAGE |
|--|----------------|--------------|--------------|--------------|-------------------|-------|------------------|
| understands the needs of the citizens.           | 20.00%<br>12   | 38.33%<br>23 | 21.67%<br>13 | 13.33%<br>8  | 6.67%<br>4        | 60    | 0.00             |
| is successful in preventing crime.               | 15.00%<br>9    | 38.33%<br>23 | 16.67%<br>10 | 20.00%<br>12 | 10.00%<br>6       | 60    | 0.00             |
| cares about the law abiding residents of Wilson. | 28.33%<br>17   | 43.33%<br>26 | 6.67%<br>4   | 10.00%<br>6  | 11.67%<br>7       | 60    | 0.00             |
| helps in providing a safe living environment.    | 18.33%<br>11   | 48.33%<br>29 | 11.67%<br>7  | 11.67%<br>7  | 10.00%<br>6       | 60    | 0.00             |
| is easy to contact.                              | 26.67%<br>16   | 45.00%<br>27 | 13.33%<br>8  | 3.33%<br>2   | 11.67%<br>7       | 60    | 0.00             |
| responds quickly when needed.                    | 26.67%<br>16   | 31.67%<br>19 | 18.33%<br>11 | 11.67%<br>7  | 11.67%<br>7       | 60    | 0.00             |

### Q3 I believe that the officers themselves...

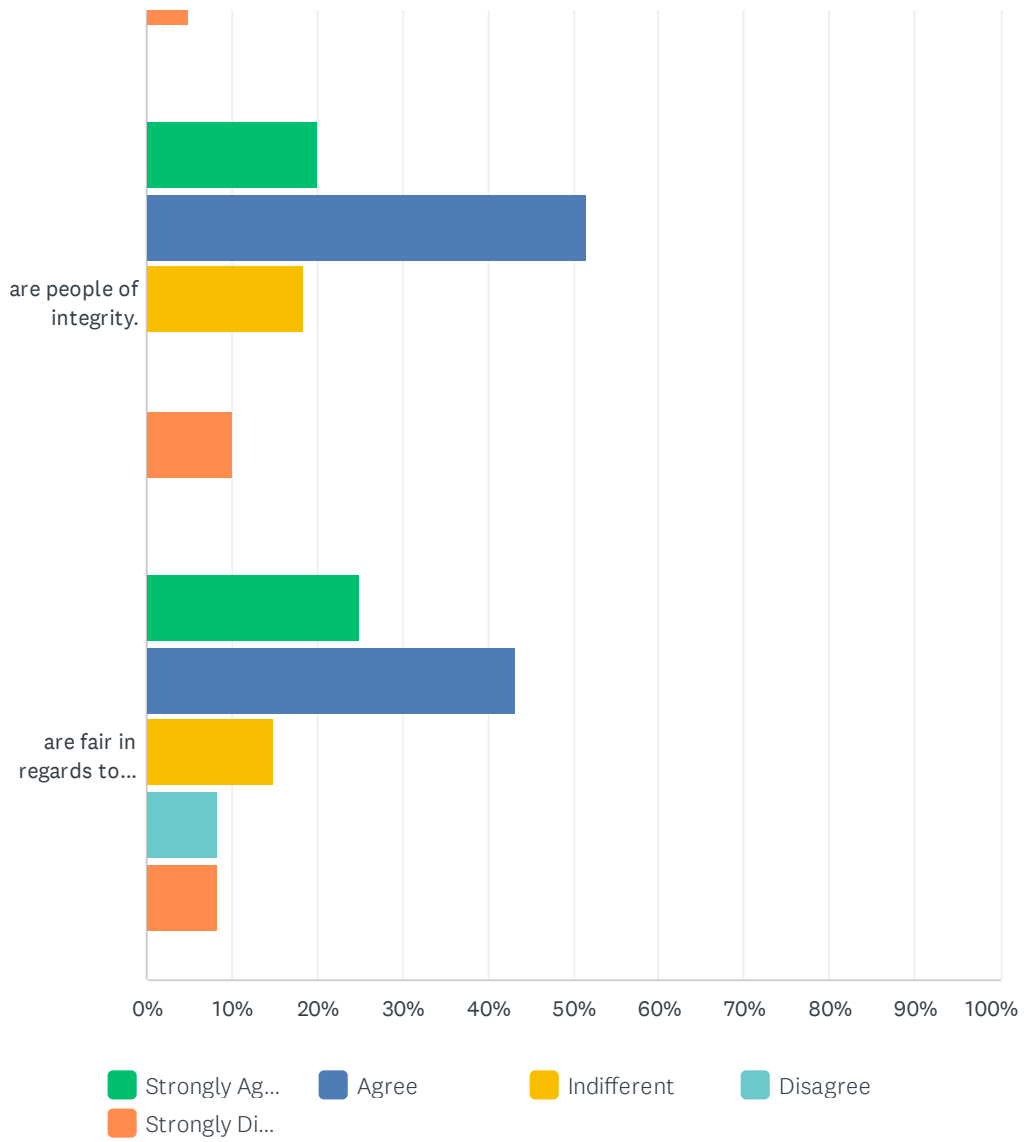
Answered: 60 Skipped: 0



Wilson Police Department-Citizen Survey 2023



# Wilson Police Department-Citizen Survey 2023

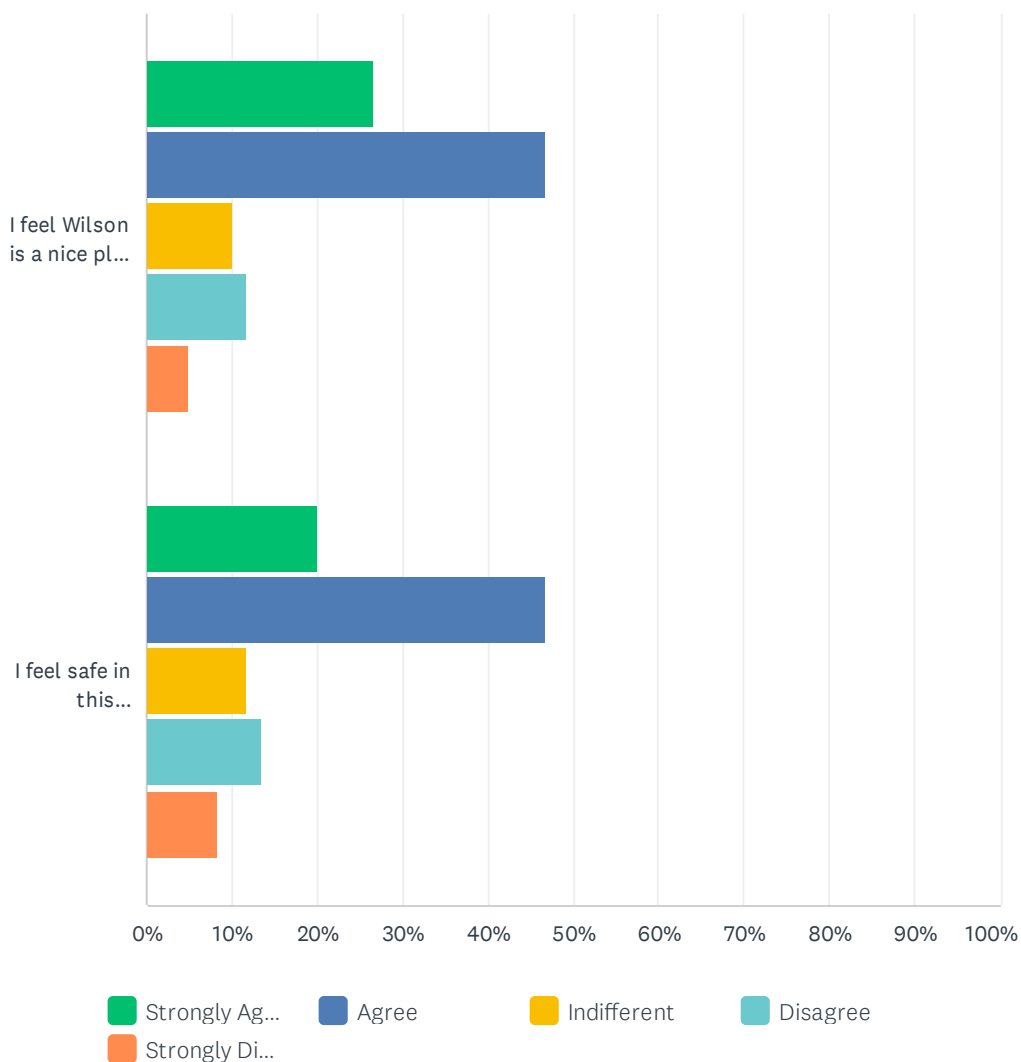


Wilson Police Department-Citizen Survey 2023

|   | <b>STRONGLY AGREE</b> | <b>AGREE</b> | <b>INDIFFERENT</b> | <b>DISAGREE</b> | <b>STRONGLY DISAGREE</b> | <b>TOTAL</b> | <b>WEIGHTED AVERAGE</b> |
|---|-----------------------|--------------|--------------------|-----------------|--------------------------|--------------|-------------------------|
| are good at their jobs.                 | 25.00%<br>15          | 40.00%<br>24 | 25.00%<br>15       | 5.00%<br>3      | 5.00%<br>3               | 60           | 0.00                    |
| are professional.                       | 35.00%<br>21          | 38.33%<br>23 | 20.00%<br>12       | 1.67%<br>1      | 5.00%<br>3               | 60           | 0.00                    |
| are courteous.                          | 33.33%<br>20          | 38.33%<br>23 | 18.33%<br>11       | 1.67%<br>1      | 8.33%<br>5               | 60           | 0.00                    |
| are visible within my community.        | 21.67%<br>13          | 40.00%<br>24 | 11.67%<br>7        | 15.00%<br>9     | 11.67%<br>7              | 60           | 0.00                    |
| are effective within the school system. | 21.67%<br>13          | 31.67%<br>19 | 35.00%<br>21       | 6.67%<br>4      | 5.00%<br>3               | 60           | 0.00                    |
| are strict when need be.                | 21.67%<br>13          | 35.00%<br>21 | 31.67%<br>19       | 6.67%<br>4      | 5.00%<br>3               | 60           | 0.00                    |
| are lenient when need be.               | 18.33%<br>11          | 31.67%<br>19 | 35.00%<br>21       | 5.00%<br>3      | 10.00%<br>6              | 60           | 0.00                    |
| have knowledge of the law.              | 25.00%<br>15          | 45.00%<br>27 | 18.33%<br>11       | 6.67%<br>4      | 5.00%<br>3               | 60           | 0.00                    |
| are people of integrity.                | 20.00%<br>12          | 51.67%<br>31 | 18.33%<br>11       | 0.00%<br>0      | 10.00%<br>6              | 60           | 0.00                    |
| are fair in regards to race.            | 25.00%<br>15          | 43.33%<br>26 | 15.00%<br>9        | 8.33%<br>5      | 8.33%<br>5               | 60           | 0.00                    |

## Q4 In general...

Answered: 60 Skipped: 0

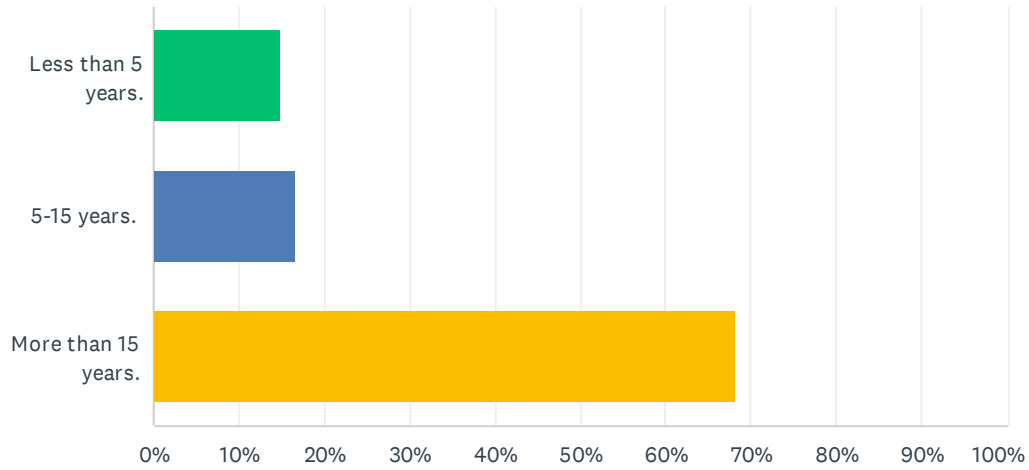


|   | STRONGLY AGREE | AGREE        | INDIFFERENT | DISAGREE    | STRONGLY DISAGREE | TOTAL | WEIGHTED AVERAGE |
|---|----------------|--------------|-------------|-------------|-------------------|-------|------------------|
| I feel Wilson is a nice place to live.        | 26.67%<br>16   | 46.67%<br>28 | 10.00%<br>6 | 11.67%<br>7 | 5.00%<br>3        | 60    | 0.00             |
| I feel safe in this neighborhood/part of town | 20.00%<br>12   | 46.67%<br>28 | 11.67%<br>7 | 13.33%<br>8 | 8.33%<br>5        | 60    | 0.00             |



## Q5 How long have you lived in Wilson?

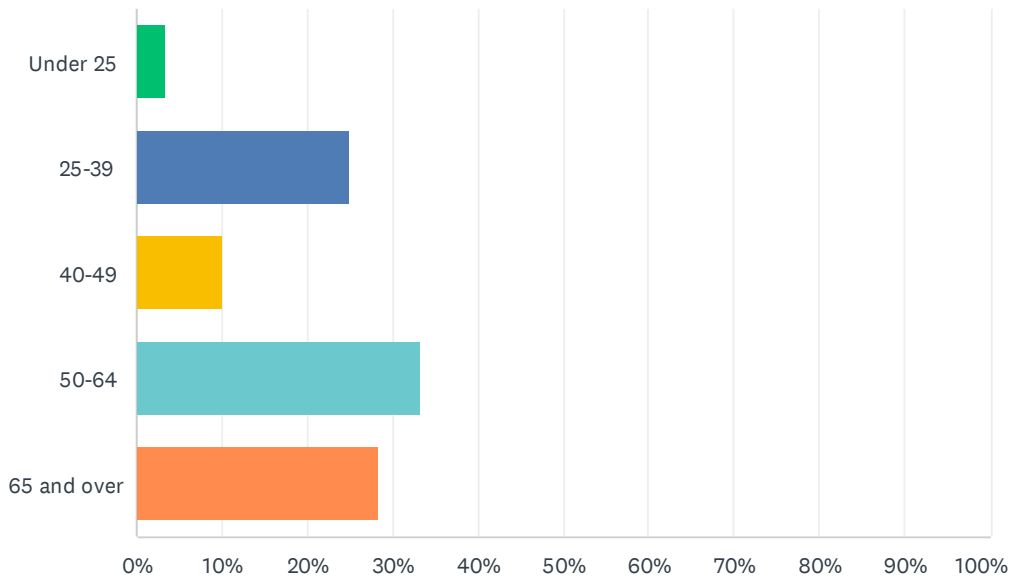
Answered: 60 Skipped: 0



| ANSWER CHOICES      | RESPONSES |
|---------------------|-----------|
| Less than 5 years.  | 15.00% 9  |
| 5-15 years.         | 16.67% 10 |
| More than 15 years. | 68.33% 41 |
| <b>TOTAL</b>        | <b>60</b> |

## Q6 What is your age range?

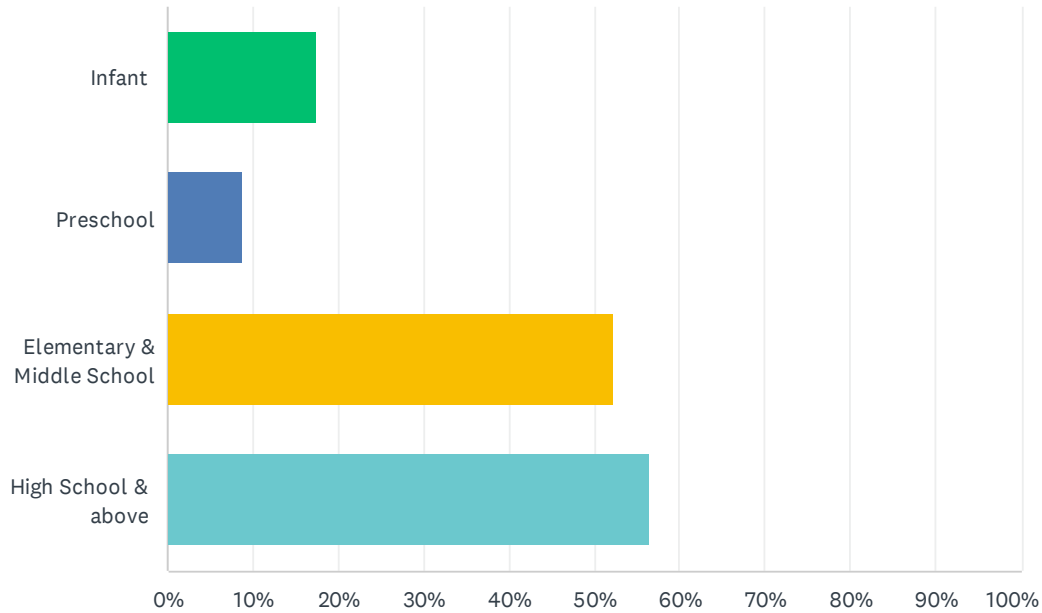
Answered: 60 Skipped: 0



| ANSWER CHOICES | RESPONSES |           |
|----------------|-----------|-----------|
| Under 25       | 3.33%     | 2         |
| 25-39          | 25.00%    | 15        |
| 40-49          | 10.00%    | 6         |
| 50-64          | 33.33%    | 20        |
| 65 and over    | 28.33%    | 17        |
| <b>TOTAL</b>   |           | <b>60</b> |

## Q7 What age children, if any, do you have living in your home? (Check all that apply)

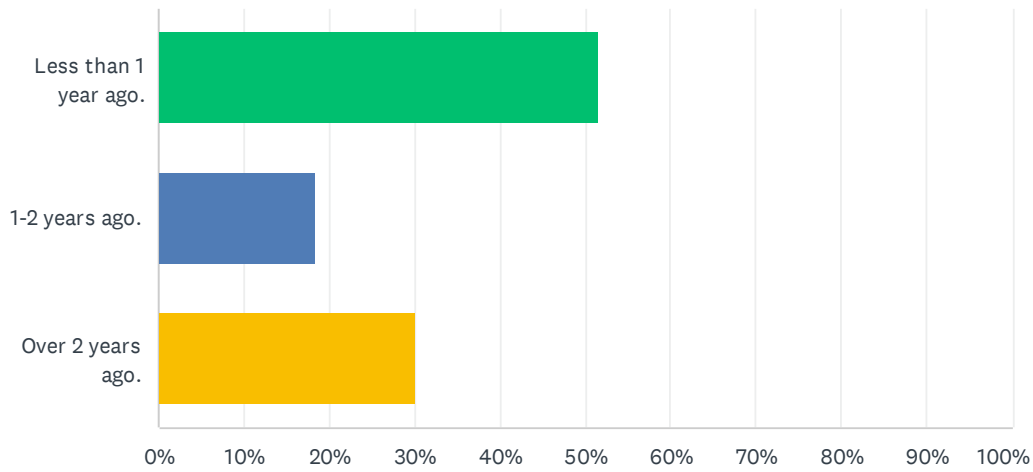
Answered: 23 Skipped: 37



| ANSWER CHOICES             | RESPONSES |    |
|----------------------------|-----------|----|
| Infant                     | 17.39%    | 4  |
| Preschool                  | 8.70%     | 2  |
| Elementary & Middle School | 52.17%    | 12 |
| High School & above        | 56.52%    | 13 |
| Total Respondents: 23      |           |    |

## Q8 When was your last contact with the Police Department?

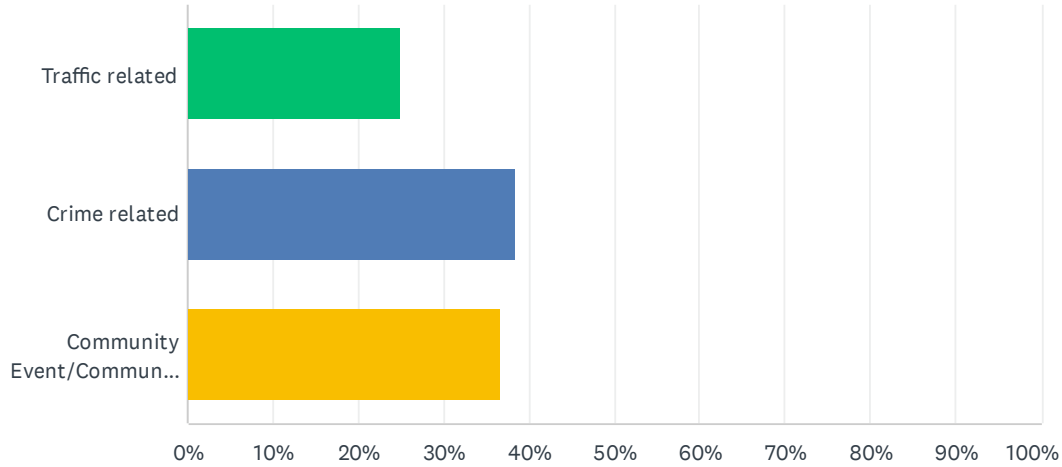
Answered: 60 Skipped: 0



| ANSWER CHOICES        | RESPONSES |           |
|-----------------------|-----------|-----------|
| Less than 1 year ago. | 51.67%    | 31        |
| 1-2 years ago.        | 18.33%    | 11        |
| Over 2 years ago.     | 30.00%    | 18        |
| <b>TOTAL</b>          |           | <b>60</b> |

## Q9 Which best describes your last contact with the Wilson Police Department?

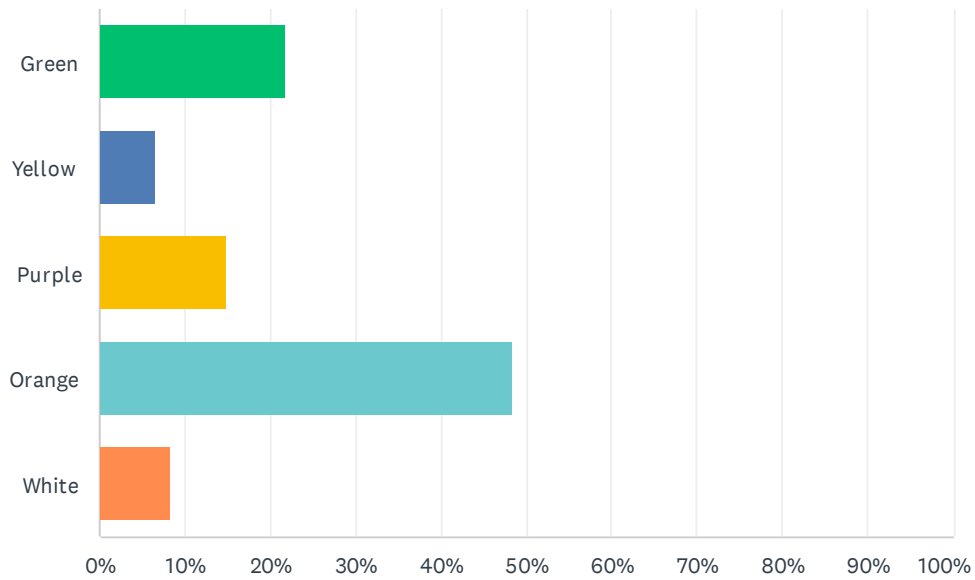
Answered: 60 Skipped: 0



| ANSWER CHOICES                    | RESPONSES |           |
|-----------------------------------|-----------|-----------|
| Traffic related                   | 25.00%    | 15        |
| Crime related                     | 38.33%    | 23        |
| Community Event/Community Meeting | 36.67%    | 22        |
| <b>TOTAL</b>                      |           | <b>60</b> |

### Q10 According to the map above, please select the area in which you live.

Answered: 60 Skipped: 0



| ANSWER CHOICES | RESPONSES |           |
|----------------|-----------|-----------|
| Green          | 21.67%    | 13        |
| Yellow         | 6.67%     | 4         |
| Purple         | 15.00%    | 9         |
| Orange         | 48.33%    | 29        |
| White          | 8.33%     | 5         |
| <b>TOTAL</b>   |           | <b>60</b> |